

**1** IPHelper



<http://downloadstore.boschsecurity.com/>

Download >> Install




**2** Lens Wizard

Configuration >> Camera >> Installer Menu

**Installer Menu**

Base frame rate: 25 fps

Camera LED:  Enabled  Disabled

Button 'MENU':  Enabled  Disabled

Analog output: 16:9

Positioning

Coordinate system: Not set

Set

Reboot device: Reboot

Factory defaults: Defaults

Lens Wizard...

**3** Zoom & Focus

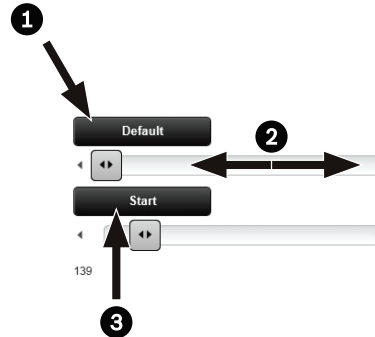
Set lens to default position

Optical zoom


Autofocus

Focus position day

Focus indicator



**4** View & Configure




<http://downloadstore.boschsecurity.com/>

Bosch Video Client

Video Security Client

Configuration Manager



**DINION IP bullet 4000 / 5000 HD**

NTI-40012-A3 | NTI-50022-A3



**Quick Installation Guide**

Bosch Security Systems B.V.  
 Torenallee 49  
 5617 BA Eindhoven  
 The Netherlands  
[www.boschsecurity.com](http://www.boschsecurity.com)  
 © Bosch Security Systems B.V., 2018

