

Access Professional Edition

Selection Guide



BOSCH
Invented for life

Contents

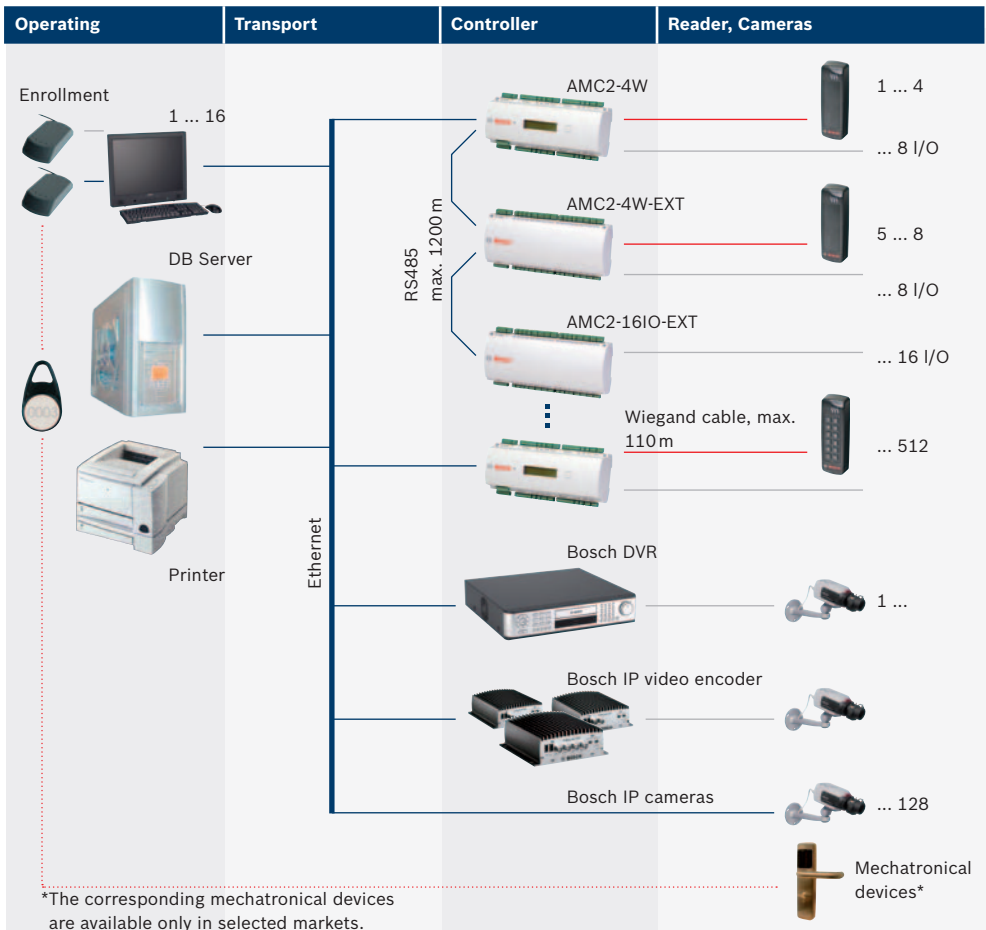
3	System overview
3	Wiegand based hardware
4	RS485 Bus reader
5	Selection Guide – The Seven Steps to your Access System
6	Step 1: Choose Base Software License
6	Step 2 (optional): Add Size-Related Extensions
6	Step 3 (optional): Add Video Functionality
7	Step 4: Select Controller Type
8	Step 5: Select Type of Credentials and Readers
9	Step 6 (optional): Choose Video Devices
10	Step 7 (optional): Add Mechatronical Device Management
10	Step 8 (optional): Enable third party integration
11	Application example: Office Buildings
15	Solutions and services

System overview

The Access Professional Edition is a powerful and scalable access control application designed for medium scale projects. The server-client software combines the most advanced Bosch access control hardware to the respected family of Bosch video devices in one platform. Every aspect of facility access control can be managed by the operator. The support of mechatronical locks and the enrolment of corresponding credentials provide additional security for offline doors.

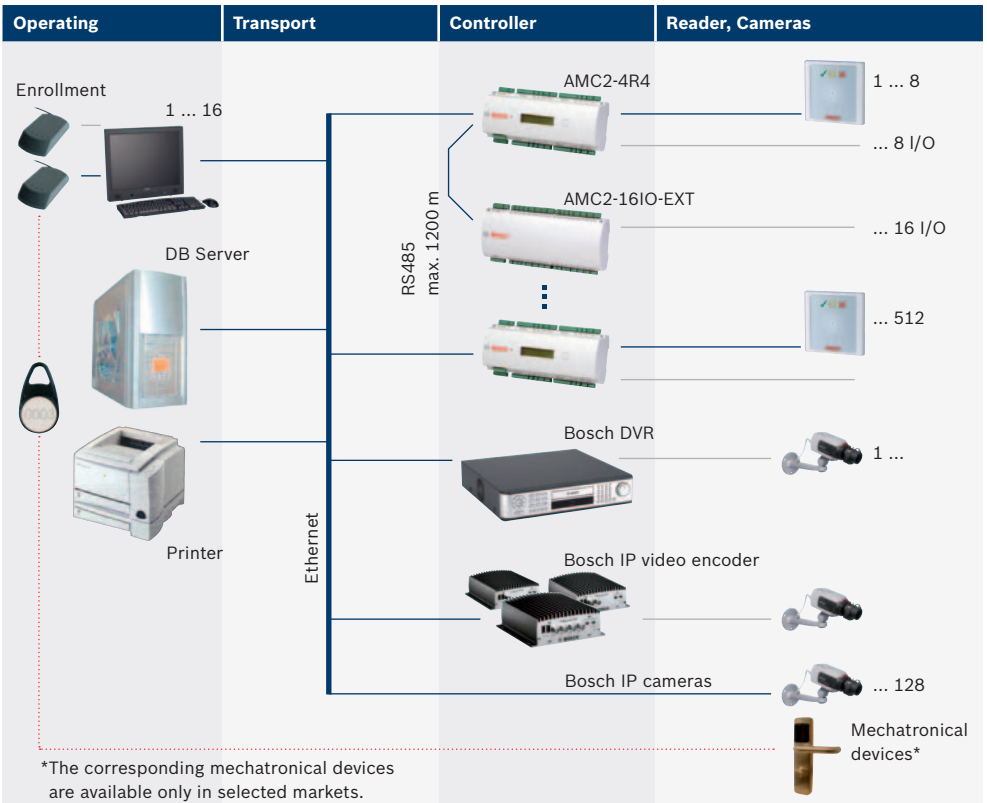
Wiegand based hardware

Connecting the AMC2-4W controller series the Access Professional Edition supports all standard Wiegand readers coming with 125 kHz or 13.56 MHz carrier frequency and card technologies which are widely available in the industry.



RS485 Bus reader

Connecting the AMC2-4R4 controller series to the Access Professional Edition, provides the support to a wide range of bi-directional communication RS485 bus readers. Each reader can be connected to the controller at a distance of up to 1200 meters. RS485 bus reader connections can be used where a higher security level is needed, readers should be monitored or the distance between controller and reader is higher than the 110m provided by a Wiegand bus. The Access Professional Edition supports the standard RS485 readers coming with 125 kHz or 13.56 MHz carrier frequency and card technologies which are widely available in the industry.



Selection Guide – The Seven Steps to your Access System

Step 1	Choose Base Software License
	According to basic requirements such as number of users, readers, etc.
Step 2 (optional)	Add Size-Related Extensions
	Extend the selected starter kit with cardholders, readers, or operator licenses.
Step 3 (optional)	Add Video Functionality
	Activate the core video functionality inside Access Professional Edition that provides image display and retrieval from archives. Add video channels as needed.
Step 4	Select Controller Type
	Select the controller to use in the access system based on the bus type and reader/card formats desired in the installation.
Step 5	Select Type of Credentials and Readers
	Select the type of reader based on the credential type or reader already in use.
Step 6 (optional)	Choose Video Devices
	Choose from the wide range of Bosch video devices.
Step 7 (optional)	Add Mechatronical Device Management
	Activate the management of access rights and the enrollment of credentials for mechatronical locks and cylinders.
Step 8 (optional)	Enable third party integration
	Activate the application programming interface with development support tools.

Step 1: Choose Base Software License

	Access Professional Edition Basic Package	Access Professional Edition Extended Package
No. of cardholders	0 ... 2000	0 ... 10000
No. of readers	1 ... 16	1 ... 64
No. of simultaneous operators	1	2
Part number	ASL-APE3P-BASE	ASL-APE3P-BEXT

Step 2 (optional): Add Size-Related Extensions

You need then you order N times part number	... and you get
... more than the basic 16 or 64 readers	ASL-APE3P-RDR	extension in steps of 16 up to the maximum of 128
... more than 128 readers	ASL-APE3P-RDRL	extension up to the maximum of 512 readers in a single step, regardless of the current number of reader licenses
... more than the basic 1 or 2 simultaneous operators	ASL-APE3P-CLI	extension in steps of one up to the maximum of 16

Step 3 (optional): Add Video Functionality

You want to add then you order part number	... and you get
... video verification, video live display, access to video archives, etc.	ASL-APE3P-VIDB	core video function activated and 16 video channel ¹ license for free
... additional video channels to your access system	ASL-APE3P-VIDE	extension in steps 16 additional video channels up to a maximum of 128 ¹
... integration of access control functionalities into a full video management system	ASL-APE3P-XPRO	integration into Milestone XProtect (Video Management Software) Note: Milestone XProtect Software must be purchased independently

¹ A video channel is an IP camera with live image, a video input via an encoder, a DVR live image channel, a DVR/NVR archive channel, or an iSCSI/USB archive.

Step 4: Select Controller Type

Depending on the credential format and the corresponding reader chosen, two different access controllers are available. The total number of controllers needed in a project depends on the installation. Factors such as cable length between controller and reader, number of doors per controller, or desired security level should be taken into consideration during the on-site analysis.



Type	AMC2-4W	AMC-4R4
Reader bus	Wiegand	RS485
Card formats	Prox, iClass, Mifare, EM	Mifare iClass, Legic, Hitag
Max. reader bus cable length	110 m (per reader port)	1200 m (total length ²)
No. of readers	4 (+4 with Wiegand extension)	8
Reader alive detection	No	Yes
No. of inputs/outputs	8 I/Os per controller 8 I/Os per Wiegand extension 8 or 16 I/Os per I/O extension	8 I/Os per controller 8 or 16 I/Os per I/O extension
Supervised inputs	Yes	Yes
Possible extensions	1x Wiegand extension, up to 3 I/O extensions	3x I/O extensions

Necessary accessories, such as housings, power supply or batteries, can be selected from the Bosch Access Control Product Catalogue with the assistance of your local Bosch representative.

² The AMC2-4R4 provides two physical RS485 reader ports. The total length of 1200m can be used completely on one port or it can be split (asymmetrically) between the 2 ports.

Step 5: Select Type of Credentials and Readers

The card format influences the type of reader to be used in the system. For new installations, the card format can be freely chosen depending on a variety of factors. Contact your local Bosch representative to discuss the available options. In existing installations where only part of the system is changed, selecting the existing card format can be beneficial to save money and time.

Card Format	Recommended Bosch Readers	Bus type
EM card, 125kHz	<ul style="list-style-type: none"> ▶ ARD-AYK12 ▶ ARD-AYJ12 ▶ ARD-AYH12 ▶ ARD-AYQ12 ▶ ARD-AYCE65B 	Wiegand
HID Prox, 125kHz	<ul style="list-style-type: none"> ▶ ARD ProxPointPlus ▶ ARD MiniProx ▶ ARD Prox80 	
iCLASS, iCLASS SE, 13.56MHz Mifare CSN, 13.56MHz	<ul style="list-style-type: none"> ▶ LECTUS secure 1000 WI ▶ LECTUS secure 4000 WI ▶ LECTUS secure 5000 W1 	
MIFARE classic and DESFire EV1, 13.56MHz, Bosch coded	▶ LECTUS duo 3000	RS485 ³
MIFARE classic, 13.56MHz, Bosch coded	<ul style="list-style-type: none"> ▶ Delta 10x0 MF* ▶ Delta 30x0 MF* 	
iCLASS, iCLASS SE, 13.56MHz	<ul style="list-style-type: none"> ▶ LECTUS secure 2000 RO ▶ LECTUS secure 4000 RO ▶ LECTUS secure 5000 RO 	
MIFARE CSN, 13.56MHz		
LEGIC prime, 13.56MHz	<ul style="list-style-type: none"> ▶ Delta 10x0 LE* ▶ Delta 30x0 LE* 	
Hitag1, 125kHz	<ul style="list-style-type: none"> ▶ Delta 10x0 HI1* ▶ Delta 30x0 HI1* 	

* Delta readers are not sold in the APR region.

³ The AMC controller supports L-Bus protocol and OSDP protocol (APE 3.3 and higher) on its RS485 reader bus

Step 6 (optional): Choose Video Devices

Basic Video Functionality	Application Desired	Recommended Bosch Products
Live video	ID camera for video verification	Supported video cameras listed under: http://ipp.boschsecurity.com/integration-partner-program/tools/video-tools/firmware-overview/hardware-to-firmware/hardware-to-firmware
	One or more surveillance cameras for use with video and/or alarm verification	
Archiving ⁴	Video storage to archive images over a defined period of time or previous alarm verification	Divar IP 2000 *
	Retrieve video archives associated with an event on the log of the Access Professional Edition	

* playback not managed by VRM. Reconfiguration to iSCSI target mode required, to have the cameras directly record on Divar IP 2000

Image frame rate (quality) and system storage capacity will vary according to the products chosen. For details and recommendations on video devices, please contact your local Bosch Security representative.

⁴ Archiving and live video display can be mixed individually within the same system. The identifier just recommends what video devices are necessary for what feature.

Step 7 (optional): Add Mechatronic Device⁵ Management

You want to add you order part number	... you get
... management of offline locks and cylinders	ASL-APE3P-OLSB	core mechatronics management function activated and 16 mechatronic device licenses included
... additional mechatronic devices to your access system	ASL-APE3P-OLSE	extension in steps to an additional mechatronic device license

Step 8 (optional): Third party integration

You want to you order part number	... you get
... integrate access control functionalities into customer applications	ASL-APE3P-API	application programming interface with development support tools for enabling
... have personal and log data available for use in third party applications, e.g. for use in time & attendance, parking systems, etc.		
... use personal data provided by third party applications, e.g. centrally managed HR system in your access system		

⁵ The corresponding mechatronic devices are available only in selected markets. Access Professional Edition provides configuration dialogs and supports specific models of enrolment readers for managing the credentials and access rights to these devices.

Application example: Office Buildings

Challenge

Small to mid size office buildings without a 24/7 monitoring station or reception need a standard access solution at normal working hours and specific security features in conjunction with intrusion detection systems during night time. Laptop computers, sensible corporate data or vital building functions are always a target for burglars, vandals or other criminal parties.

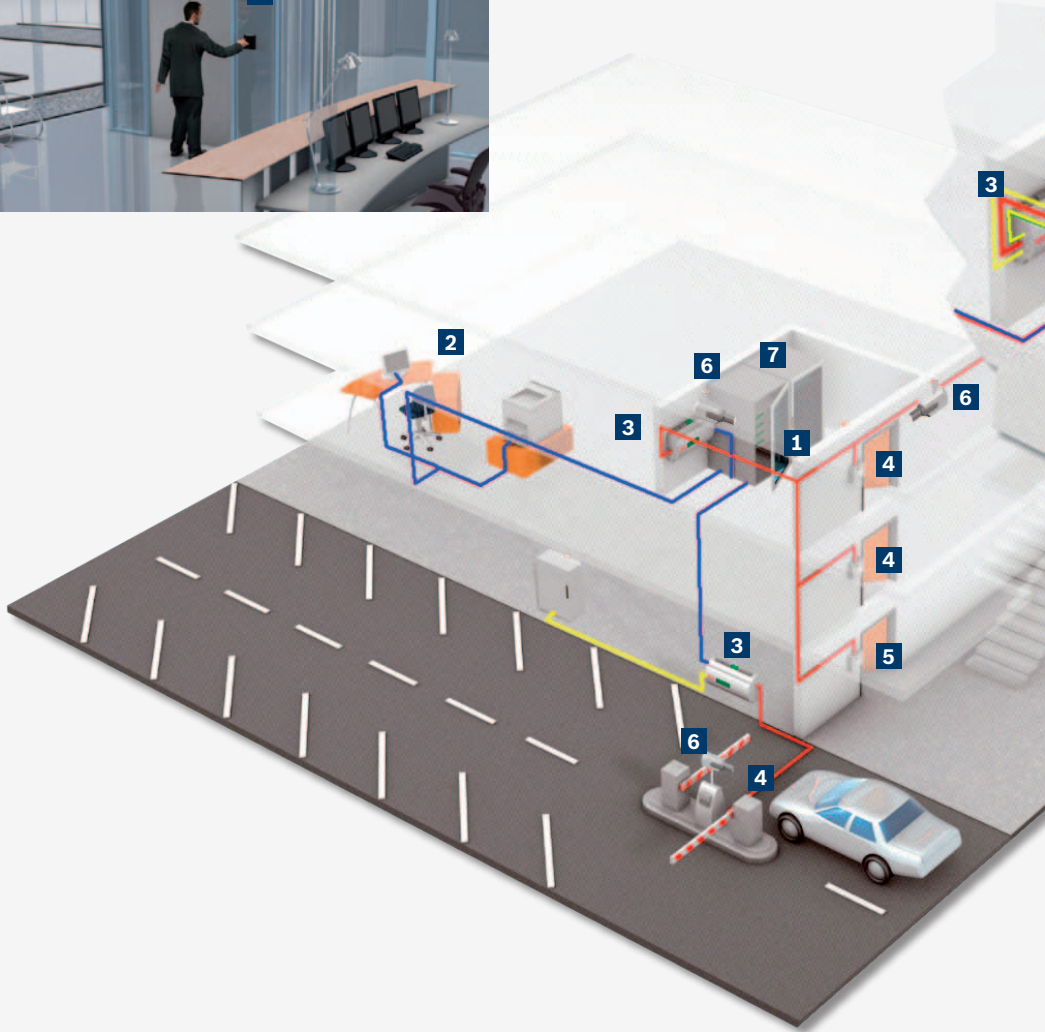
System functionality

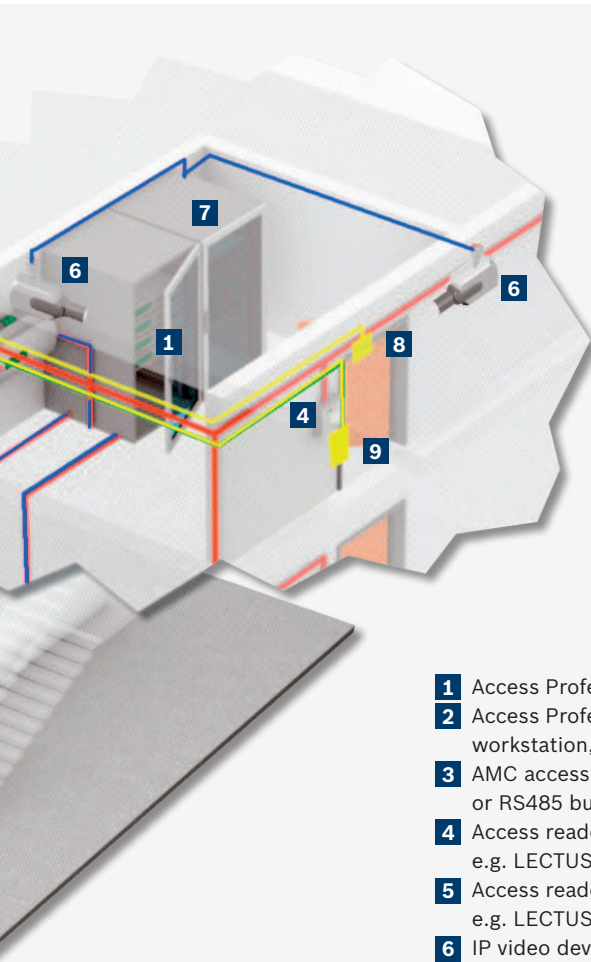
At the main entrances, the parking lot or normal offices you have standard access readers. Especially at the main entrances you may combine the access control with an intercom system and/or video camera to be able to do a remote control for example at night. At high-secure areas, like the computer center you set the readers to video verification mode and in combination with 1-5 cameras around the door you are able to identify threats or tail-gating immediately and can prevent unauthorized people entering a restricted area. Elevator control restricts the access to certain floors. At night you can easily arm the intrusion system via an authorized ID card.

Typical applications

- ▶ Normal access, e.g. at main entrance
- ▶ Access to high-secure areas, e.g. computer center with entrance and exit reader, video verification and area balancing, video surveillance with storage/retrieval
- ▶ Parking lot access with normal reader, barrier and traffic light control and video surveillance or video verification
- ▶ Arming/disarming intrusion system via keypad reader
- ▶ Video surveillance of back entrance, parking lot or other locations
- ▶ Elevator control with individual floor authorizations for up to 64 floors

Installation example





- 1** Access Professional database server
- 2** Access Professional Edition client workstation, alarm monitoring station
- 3** AMC access controller, for Wiegand or RS485 bus readers
- 4** Access reader, e.g. LECTUS duo 3000 series, LECTUS secure series
- 5** Access reader with keypad, e.g. LECTUS duo 3000 EK
- 6** IP video device, e.g. Dinion IP camera, VIP-X, Videojet X
- 7** DVR (Digital Video Recorder), e.g. Divar XF
- 8** Door contact
- 9** Door strike

Parts list - basic selection			
1	ASL-APE3P-BASE*	Access Professional database server	Central storage for cardholder master records, access profiles and event data
2	–	Access Professional Edition client workstation, monitoring station	For administration of cardholders and access permissions, generation of reports, video and alarm verification, surveillance
3	AMC2-4W-NET or AMC2-4R4-NET	AMC access controller, for Wiegand or RS485 bus readers	Access controller with flexible host connectivity (IP, RS485, RS232), offline capable
4	LECTUS Duo 3000 C	Access reader, e.g. LECTUS Duo series, LECTUS secure series	As standard entrance and/or exit reader or in combination with request to exit button, usable for elevator control
5	LECTUS Duo 3000 EK	Access reader with keypad, e.g. LECTUS Duo series, LECTUS secure series	Like before, keypad for identification, duress alarm code or arming/disarming of intrusion systems
6	Dinion 5000 HD**	IP video device, e.g. Dinion IP camera, VIP-X, Videojet X	For video verification or as surveillance camera when an alarm is generated, accessible via IP network, optional connection to storage system
7	DHR-1600A-050A**	Central video storage system, e.g. Divar XF	Continuous recording of strategic points, alarm archives accessible from APE event log
8	ISN-CSM35-W**	Door contact	Connected to AMC input, provides door status, is monitored and causes alarm when door is opened unauthorized or open time exceeds
9	Ask your local Bosch representative	Door strike	Connected to AMC output, unlocks the door for a defined time if an authorized ID card is presented to the corresponding reader
10	ICP-EZ2AWT-01**	Intrusion panel	Connected to AMC via defined in- and outputs, can be armed and disarmed via corresponding keypad access reader when presenting an authorized ID card and entering the correct PIN code for arming/disarming

* Please see to page 5 of this guide „The Seven Steps to your Access System“ to correctly select software licenses for your installation.

** example from a broad range

Solutions and services

As each office building has its own structure a site analysis is recommended to identify the vulnerabilities, the necessary security level at each point of interest and the amount of devices needed for a complete solution to meet the exact requirements.

Bosch Security Systems

To learn more about
our product offering,
please visit www.boschsecurity.com
or send an e-mail to
emea.securitysystems@bosch.com

© Bosch Sicherheitssysteme GmbH, 2016
Modifications reserved
Printed in Germany | 02/16 | Printer
MS-OT-en-55_F01U520571_06