



DICENTIS Conference System 2.80



BOSCH

en Release Notes

Table of Contents

1	History	3
2	Known issues	10
2.1	Software installation	10
2.2	Upgrade of DICENTIS devices	10
2.3	Language selection	11
2.4	Clock	11
2.5	Synoptic Control	11
2.6	Dante	12
2.7	Camera Control	12
2.8	API	12
3	Additional Information (not included in manuals)	13
3.1	Bosch middleware use Bosch fingerprint readers for identification	13
3.2	Internet Information Server and document browsing	17

1 History

Release	Release Date	Release Comments
2.80.1973 4	2018-11-09	<ul style="list-style-type: none"> Extended: Hebrew, Hungarian, Romanian and Traditional Chinese language to UI of Meeting Application, multimedia device, discussion device with touchscreen, synoptic control. Extended: Synoptic control with add and remove seats. Extended: Participant logged in on Meeting application can cast vote. Extended: Dante inputs can be muted. Extended: Licenses can be activated online. Fixed: Sony SE-360SHE does not connect. Fixed: Cannot export persons in Spanish UI. Improved: connection behavior when using RSTP.
2.71.19040	2018-08-07	<ul style="list-style-type: none"> Fixed: DICENTIS services do not startup properly if SQL database is not operational yet. Improved support of ONVIF cameras. Fixed: IP4000 and IP5000 cameras do not show video on Meeting Application. Extended: Video of Panasonic AW-HE40SKE camera is displayed on MMD and MA. Configure H.264(2) H.264 transmission On Internet mode (over HTTP) On Image capture size 1280x720 Transmission priority Best effort Frame rate 25fps Max bit rate (per client) * Max 3072kbps - Min 1536kbps Image quality Motion priority Configure in MA: rtsp://<ip_address>/mediainput/h264/stream_2 Fixed: dcnmdatabase.exe -b command does not make database backup when you do not specify the filename.

Release	Release Date	Release Comments
2.70.18617	2018-06-26	<ul style="list-style-type: none"> • Extended identification & verification with PIN for verification purposes (DCNM-MMD, DCNM-MMD2 and DCNM-DE). • Extended identification & verification with fixed and free seating. • Changed Identification in the API from device-based (AuthenticateParticipantAtDeviceAsync) to seat-based (AuthenticateParticipantAtSeatAsync). • Middleware, for interfacing with Suprema Biostar software, updated to work with new identification and verification settings. DICENTIS 2.7 requires middleware which is supplied with 2.7 DVD to work properly. • Extended meeting application with possibility to log of a single participants from the seat. • Extended API demonstrator with assign participants to meetings, IPrepareParticipants2. • Extended time to select an interpretation language on the MMD to 5 seconds. • Extended ONVIF support with username & password settings • Added support for Lumens VC-A50P camera. • Added support for Windows 2016 server. Support for Server 2008 is terminated. • Prevented recycle process of IIS to prevent that Synoptic control stops functioning. • Fixed: incorrect data is stored when a voting round is recalled. • Fixed: mismatch between API documentation and API demonstrator. • Fixed: voting results chart colors are black if you translate the answers in the stylesheet. • Fixed: Activation site does not accept diacritical characters. • Fixed: IP4000 and IP5000 cameras show video on Meeting Application and multimedia device. • Fixed: Seat results are shown in API demonstrator with (voting license) when the system has only DCNM-LSYS and DCNM-LVPM license. • Fixed: Maximum bandwidth setting implemented for participant pictures to prevent filling up the complete network in large systems.

Release	Release Date	Release Comments
2.60.17459	2018-02-07	<ul style="list-style-type: none"> • Extended voting with configuration of who can see the voting results during the voting round. • Extended configuration of showing/hiding queue for participants with VIP rights. • Participants can be imported from an XLS (Excel™) file in Meeting Application. • Fixed Discussion settings and speakerslist can be open simultaneously. • Extended time to select an interpretation language on the MMD to 5 seconds. • Improved behavior to clear queue and speakers by accident on the Meeting Application. • Fixed importing a pre 1.7 database with language distribution settings fails. • Fixed Panasonic AW-HE130KE does not connect to DICENTIS system. Note: the Panasonic AW-HE130KE needs to be in a separate VLAN, because it has difficulties with the multicast data. • Fixed back button behavior on the Meeting Application. • Removed reference to Xceed.wpf.toolkit in API demonstrator source code. • Fixed installation fails with error 1920 “insufficient privileges”. • Fixed IPreparePerson.CreatePersonAsync does not return the created GUIDs. • Extended API demonstrator IControlParticipant with ParticipantId and SeatIdxed.
2.50.17011	2017-12-27	<ul style="list-style-type: none"> • Not commercially released software version.
2.40.16360	2017-10-28	<ul style="list-style-type: none"> • Customer logo is shown on DCNM-DE device. • Vote weighing. • Transition from SQL2008 to SQL2014 • Changed interpretation configuration. Changes are now real time. • Fixed adjusting the speakers list, using meeting application, while the speakerslist changes can cause removal of all requests from the list. • Fixed individual results are not displayed on Synoptic Control due to removal of user synoptic. The user synoptic can no longer be deleted. • Fixed cannot scroll through languages on DCNM-DE the first time you open the list after power up of the system. • Fixed cannot unassign multiple participants. • Fixed displayed camera feed stays on when microphone is switched on and off fast. • Fixed all cameras are removed from external video switcher xml file when deleting a camera via Meeting Application.
2.31.15237	2017-06-15	<ul style="list-style-type: none"> • Fixed 2.30 software does not install on non-US Operating System due to different names for the Admin user.

Release	Release Date	Release Comments
2.30.15173	2017-06-07	<ul style="list-style-type: none"> Request list can be hidden on multimedia device and DCNM-DE. Microphone LED and microphone button can be configured to not-blink for the first in the request list. Navigation buttons are disabled on multimedia device when a voting round is active. Extended voting with 100% settings (all authorized participants, all present participants with voting authorization, all participants who press present, all cast votes) Extended API, API-documentation and API-demonstrator with enable/disable presentation mode Fixed language distribution cannot be configured when only DCNM-DSL devices are present Fixed Meeting Application cannot connect to System with ARNI after being idle 2 days. Fixed conflicts with port 9530-9550. DICENTIS now uses these 2 fixed ports 13 (Dante) and 9710 (services), others are variable. Fixed Chinese and Japanese fonts are not displayed in DCNM-DSL device in 2.2 software.
2.20.14487	2017-02-28	<ul style="list-style-type: none"> Dante Floor input and output added. Added speech timer functionality. Panasonic SDI/IP cameras are supported via Panasonic CGI commands. Sony SDI/IP cameras are supported via Sony CGI commands. Improved usability of adding participants to the speakers list and queue during a meeting. Improved usability of synoptic control; can now be accessed using <a href="http://<hostname pc>/SynopticControl">http://<hostname pc>/SynopticControl. Fixed, camera does not move if display image or logo is configured. Fixed cannot shift a request via synoptic control by selecting the microphone icon. Fixed noise on APS analog outputs while it powers up. Improved middleware software for interface to fingerprint readers. Fixed, possible to create multiple users with the same username. Fixed, too much diagnostic messages from NFC reader in logging file.
2.10.13715	2016-11-11	<ul style="list-style-type: none"> Extended DICENTIS family with DICENTIS discussion device with voting and DICENTIS discussion device with language selection Added displaying voting results to Synoptic Control. Webclient seat requires DCNM-LSVT license for this. Added Power on/off to Synoptic Control. Added illuminate device leds when moving the icon in the synoptic layout Added support for Windows authentication when authentication with password is configured. Added customer logo to login screen of multimedia device. Added display participant image of active speaker on multimedia device. Added attendance information to voting results XML. Improved stability of Meeting Application. Fixed cannot delete empty seats when they are used in a meeting. Fixed installation fails when trying to install the software via index.htm. Please run the setup.exe.

Release	Release Date	Release Comments
2.01.13099	2016-09-19	<ul style="list-style-type: none"> Fixed External SDI video switcher does not switch after upgrade to 2.0 (configuration file is not part of the upgrade process). Fixed External Video Steam does not work after upgrade to 2.0 (configuration file is not part of the upgrade process). Fixed Cancel request does not work in Open mode (without auto switch) and allow microphone is off. Fixed Meeting Application stops working due to connection issues with server.
2.00.12812	2016-08-19	<ul style="list-style-type: none"> Renamed DCN multimedia to DICENTIS. Extended DICENTIS family with DICENTIS discussion Extended device and DICENTIS discussion basic device. Added speakerslist, language selection, identification via NFC and confirmation on DICENTIS discussion Extended device. Added web based synoptic microphone control. Added participant pictures for multimedia device, meeting application and synoptic control. Added renaming function for the seats. Added customer logo in home screen and camera view. Decreased video latency on multimedia device. Please refer to the manual on how to configure the settings. Added configuration of system languages for interpretation. Added Voting and Meeting Notes XML-files have the same storage location. Updated the icons in the meeting application and multimedia device. Fixed minor issues regarding voting and attendance registration. Fixed Meeting Application and other API-clients disconnect from server. Fixed participants microphone stays on when it turns it off in OPEN with allow microphone off mode. Fixed interfacing with more than 99 fingerprint readers.
1.70.10710	2016-02-02	<ul style="list-style-type: none"> Added attendance registration to prepared meetings. Absent present information is displayed in Meeting Application and MMD. Added storing and displaying of meeting notes file which contains Meeting information, agenda items, present-absent information and all executed voting rounds. Added Open voting with no interim results. Added Vietnamese, Indonesian and Brazilian Portuguese to the MMD and Meeting Application UI language. Added the possibility to run the Meeting Application from a different VLAN. Added Windows 10 support for the Meeting Application. Added headphone volume control and language selection to the MMD Android API. Added MMD date and time format follows the server PC settings. Fixed Additional video stream, configured via VideoStreamDeviceConfiguration.xml, does not work anymore Fixed in a meeting with identification a seat without identification license (DCNM-LSID) and without a participant assigned to it is blocked. Fixed in a meeting with identification a seat with voting license (DCNM-LSVT), but without identification license (DCNM-LSID) is not able to see voting results. Improved the behavior of the audio when the audio input level of a microphone is too high. Fixed minor issues regarding voting and identification.
1.61.9820	2015-11-13	<ul style="list-style-type: none"> Fixed Omneo Media audio channels are sometimes swapped. Fixed issue with touchscreen behavior.

Release	Release Date	Release Comments
1.60.9520	2015-10-04	<ul style="list-style-type: none"> • Added new identification method, external system, which enables connection to a 3rd party system for identification • Middleware application to interface with Bosch DCN multimedia and Bosch fingerprint reader software (BioStar 1.6); this makes use of the external identification method • Added new identification method, identification using NFC card, which requires the use of a DCNM-MMD2 (to be introduced later this year). • Improved usability of configuration of the cameras in DCN multimedia • Released Android API for custom build applications which integrate with DCN multimedia functionality • Fixed some defects in voting • Fixed some defects in activation website • Fixed access rights: Prepare Meeting and Agenda can now create persons • Improved upgrade of DCN multimedia devices • Fixed problem of losing interpreted languages after power cycling Omneo Media Interface multiple times • Fixed MeetingDocuments webserver is not installing in non-US language Operating systems
1.50.8700	2015-05-31	<ul style="list-style-type: none"> • Persons can be added to Groups • Groups results are available in API and voting results xml file • Voting rounds extended with: <ul style="list-style-type: none"> • Voting timer • Secret ballot (anonymous results) • Prevent influencing; cast vote is hidden and no individual intermediate results • Ad-Hoc voting functionality to create a voting round with name and description during a prepared meeting • PRS-4OMI4 supported for connection to DCN NG for interpreted languages when connected to DCN Next Generation • Added voice to the list of discussion modes for systems upto 50 multimedia devices • Dealers are informed by email that the Software Maintenance Agreement expires • New Think Free Office version 7 • Search bar for participants in the select from list identification usage on the multimedia device • Internet Information Server is by default installed • Fixed device not connect screen does not show link down • Fixed 3rd party apps disappear when the system language is changed • Improved firmware upgrade behavior • Changed the date format on the MMD from US to UK when English GUI language is selected • Fixed some defects in voting • Improved digital signal processing behavior of the DCNM-APS
1.42.8474	2015-04-08	<ul style="list-style-type: none"> • Functionality implemented during 1.4 is translated into local languages
1.41.8194	2015-02-25	<ul style="list-style-type: none"> • Solved issue with opening documents on the DCN multimedia device

Release	Release Date	Release Comments
1.40.8061	2015-01-31	<ul style="list-style-type: none"> • Voting preparation and management implemented (DCNM-LVPM) • TV One CORIOMatrix supported • Added Software maintenance agreement expiration messages to Activation tool and improved installer • Solved several issues regarding TV-One and Kramer MV-6 external video switchers • Improved identification • Solved DCN Next Generation does not receive the floor audio from DCN multimedia via the Omneo Media Interface
1.31.7498	2014-11-27	<ul style="list-style-type: none"> • Functionality implemented during 1.3 is translated into local languages • Solved translation mistakes in Russian translation • Solved Upgrading DCN multimedia system (including Bosch DCNM multimedia Ext.VideoSwitcher), fails • Solved several issues regarding TV-One and Kramer MV-6 external video switchers • Solved participant rights cannot be updated during a running meeting • Solved Meeting application starts without management rights because previous session has not exited properly • Solved unassigning and assigning participants to seats behavior upon disconnecting and reconnecting of DCN multimedia devices
1.30.6863	2014-10-02	<ul style="list-style-type: none"> • Added Language selection (seat license required) for interpreted languages when connected to DCN Next Generation • Added support for Kramer MV-6 video switch • Increased maximum number of open microphones from 10 to 25 • Support of all current Bosch Onvif camera's • Changed voting from seat based to participant based • Improved usability of ON/OFF toggles in configuration screen of Multimedia device • Solved temporary loss of speech • Solved problems on Equalizer page of the Meeting application • Solved problem of headphone volume control popping up after switching screens • Improved behavior of opening of documents on the Multimedia device • Improved sorting of seats and devices of the Meeting application • Improved DCNM-DEMO, DCNM-CRN, DCN-RENTAL licenses so that they can grow together with future system functionality • Improved performance of large systems (upto 750 seats) • Improved Ambient audio; ambient audio is not routed to DCN multimedia device loudspeaker
1.20.6092	2014-07-22	<ul style="list-style-type: none"> • Added Identification (seat license required) • Added For/Against/Abstain voting (seat license required) • Added support for short and long stem microphone. • Increased maximum system size to 750 devices • Added ambient microphone functionality (e.g. for DCN multimedia Webcasting) • Added support for Remote SQL server 2008 R2 • Rapid Spanning Tree Protocol (RSTP) support for redundant cabling of DCNM-MMDs
1.17.5730	2014-06-12	<ul style="list-style-type: none"> • Solved blocked welcome screen blocked in Russian language • Solved welcome screen does not react on language change • Solved power button visible without the rights

Release	Release Date	Release Comments
1.16.5521	2014-05-27	<ul style="list-style-type: none"> • New GUI items for Multimedia Devices, Meeting Application, Installer are translated in local language • Added Finnish and Arabic on the Multimedia Devices, Meeting Application, Installer • Corrected behavior of Granting speech to VIP or VIS • Solved reboot of DCN multimedia device when opening large files • Solved Activation Tool does not start on non-US Operating System • Solved Power Off button does not appear on Multimedia Device which has Power Off capabilities.
1.12.4325	2014-02-12	<ul style="list-style-type: none"> • Added welcome screen to show the name of the participant or seat • Added possibility to configure another presentation stream • Added possibility to configure other camera source than Bosch HD Conference Dome • Added support for Windows 8.0 Home, Windows 2008 Server R2 and Windows 2012 Server R2, 64 bit only • Added Copy meeting to the Meeting preparation application • Added Windows API • Added Repairing and Returning of licenses • Improved the URL linked to agenda's and agenda items • Added support for DCN multimedia Webcast application
1.00.1882	2013-10-23	<ul style="list-style-type: none"> • Initial version

2 Known issues

2.1 Software installation

Issue:

Upgrade of 2.4 (or previous) on the server computer fails, Setup Failed, with the following notification:

Installer error: Code 1923; Service ' Bosch DICENTIS Meeting Controller Service' (Bosch DICENTIS Meeting Controller Service) could not be installed. Verify that you have sufficient privileges to install system services.

Installer error: Code 1939; Service ' Bosch DICENTIS Meeting Controller Service' (Bosch DICENTIS Meeting Controller Service) could not be configured. Verify that you have sufficient privileges to configure system services.

Solution:

Remove 2.4 (or previous) via Programs and Features.

Restart the computer.

Install the DICENTIS software.

2.2 Upgrade of DICENTIS devices

Issue:

Upgrade of a PRS-4OMI4 from version lower than 2.30 to version 2.30 or higher fails. The device name of the PRS-4OMI4 is changed in version 2.3 or higher. In version 2.2 or lower it was OM1-xxxxxx. In version 2.3 or higher it is PRS-4OMI4-xxxxx. Therefore the first time you try to upgrade it fails. If you retry the upgrade it will go OK, because the name is changed after the first failed upgrade.

Solution:

Run the upgrade a second time and it will succeed, because after the failed upgrade, the name is changed.

Issue:

When upgrading the ARNI you can select 2 ARNI firmware files 5.01.4289 and 5.10.4908. Please select version 5.10.4908 to upgrade the ARNI-E and ARNI-S.

Issue:

DICENTIS multimedia device still shows previous speaker if a new speaker should be displayed. If

the H.264 video stream of the new speaker is not compliant (e.g too much bitrate or non-decodable H.264 stream) then the previous video stream will still be displayed.

Solution:

Configure a proper H.264 stream. temporary workaround is to refresh the MMD by pressing the home button and back-to-active (green) button.

Issue:

DICENTIS discussion Devices fail during upgrade when the system is in RSTP, more than 13 devices are connected and the loop is not closed.

Solution:

Restart the upgrade process and preferably close the loop of the cable.

Issue:

DICENTIS discussion Devices fail during upgrade when the system is in RSTP.

Solution:

Restart the upgrade process.

Issue:

DICENTIS audio powering switch (DCNM-APS) and powering switch (DCNM-PS) reboot during from 2.10 to a newer version when the system is in RSTP.

Solution:

First upgrade the DCNM-APS, then upgrade the DCNM-PS. Then upgrade the other devices.

2.3 Language selection

Issue:

DICENTIS multimedia device is not properly displaying Hindi, Sami, Sanskrit and Vietnamese as languages in their original language.

Workaround:

Use the 3 letter abbreviation for displaying the languages when these languages are used. Or create a user defined language using ASCII characters.

Issue:

DICENTIS discussion device with touch screen (DCNM-DE) is not properly displaying Konkani, Hindi, Georgiani, Sanskrit, Marati and Nepalnot as languages in their original language.

Workaround:

Use the 3 letter abbreviation for displaying the languages when these languages are used. Or create a user defined language using ASCII characters.

2.4 Clock

Issue:

Time display on the DICENTIS multimedia device can drift if the multimedia device is left powered on continuously.

Workaround:

Powercycle the multimedia device. It is strongly advised to powerdown the participant devices (multimedia and discussion devices) at the end of each meeting to reduce energy consumption and increase life time of the devices.

2.5 Synoptic Control

Issue:

Synoptic Control does not work if the API is not installed on the DICENTIS server PC.

Solution:

Install the DICENTIS API on the DICENTIS server PC. The DICENTIS API is an option which is by default selected to be installed during installation of the software.

Issue:

Synoptic Control does not work properly if Internet Explorer 10 is used.

Solution:

Install Internet Explorer 11, because IE 10 is not supported.

2.6 Dante

Issue:

Dante Visual Soundcard (DVS) does not properly reconnect after a network recovery.

Solution:

Restart the DVS service using the DVS application. Or use the Dante VIA.

2.7 Camera Control

Issue:

Sony and Panasonic camera show red cross next to IP-address when the username & password is incorrect although the IP-address is correct.

Solution:

Enter the proper username and password for the Sony and Panasonic camera. To verify the connection with the Sony and Panasonic camera (when protocol Sony or Panasonic is selected) commands are used which require the correct username and password. Therefore you get the red cross next to the IP-address when username & password are not correct. You can test if the IP-address is correct by setting the protocol to unknown, but for correct functioning, the IP address, username & password and protocol need to be correct.

Issue:

Bosch HD Conference dome (VCD-811) does not respond in a system with a switch with IGMPv3 filtering.

Solution:

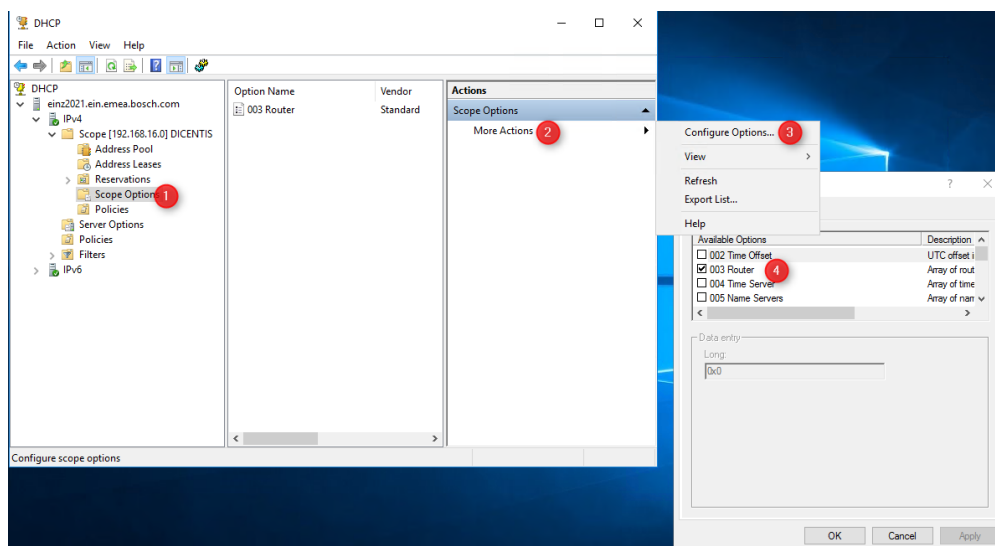
Change from IGMPv3 filtering to IGMPv2 filtering, because the HD Conference Dome does not respond to IGMPv3 query requests.

Issue:

Lumens camera does not show video on the multimedia device and meeting application, but it does move to presets and the video settings are configured properly.

Solution:

The Lumens camera requires that a default gateway is configured in the DHCP server. If this is not configured, it is not able to stream the video to the DICENTIS videoswitcher service. Please check the manual of your DHCP server to configure the default gateway. For Windows Server 2016 this is an option of the scope: 003 Router and there you enter the IP address of your default gateway (normally the DHCP server).



2.8 API

Issue:

Using the API it is possible to configure the same nfc-id to multiple persons.

Workaround:

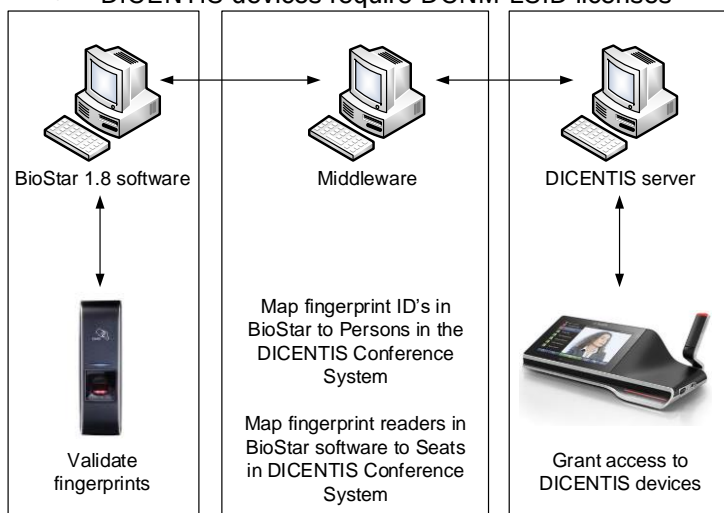
Please prevent that your input file contains multiple persons with the same nfc-id.

3 Additional Information (not included in manuals)

3.1 Bosch middleware use Bosch fingerprint readers for identification

Bosch biometric readers can be used for identification purposes in the DICENTIS Conference System.

- DICENTIS software 2.7 or later requires the middleware application which is supplied with the 2.7 package or later due to changing of identification from device-based to seat-based.
- Bosch middleware connects to BioStar 1.8 software
- ARD-FPLN-OC and ARD-FPBEPxx-OC biometric reader with Ethernet interface are supported
- DICENTIS devices require DCNM-LSID licenses



Software installation

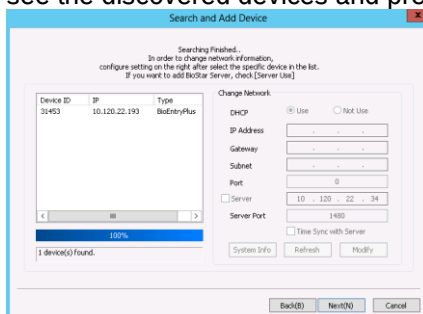
- Install DICENTIS Conference Software according the software manual
- Please refer the BioStar_Administrator_Guide.pdf (which is supplied with the biometric reader) for the key steps to make the BioStar 1.8 software up and running. Note: Ignore the warnings about the incompatibility of SQL Server 2005
- Install the Bosch middleware software (\Tools\ BoschMiddleware.msi) on the DICENTIS server PC

DCN multimedia configuration

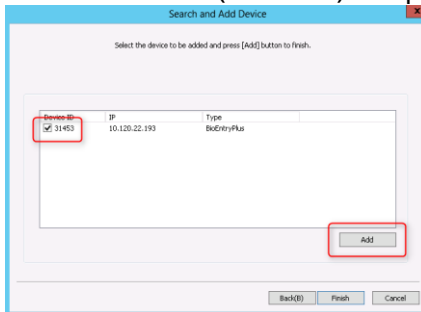
- Assign DCNM-LSID seat licenses to the seats which require identification via an external system
- Select external system for Identification method in Prepare \ Meetings

BioStar configuration

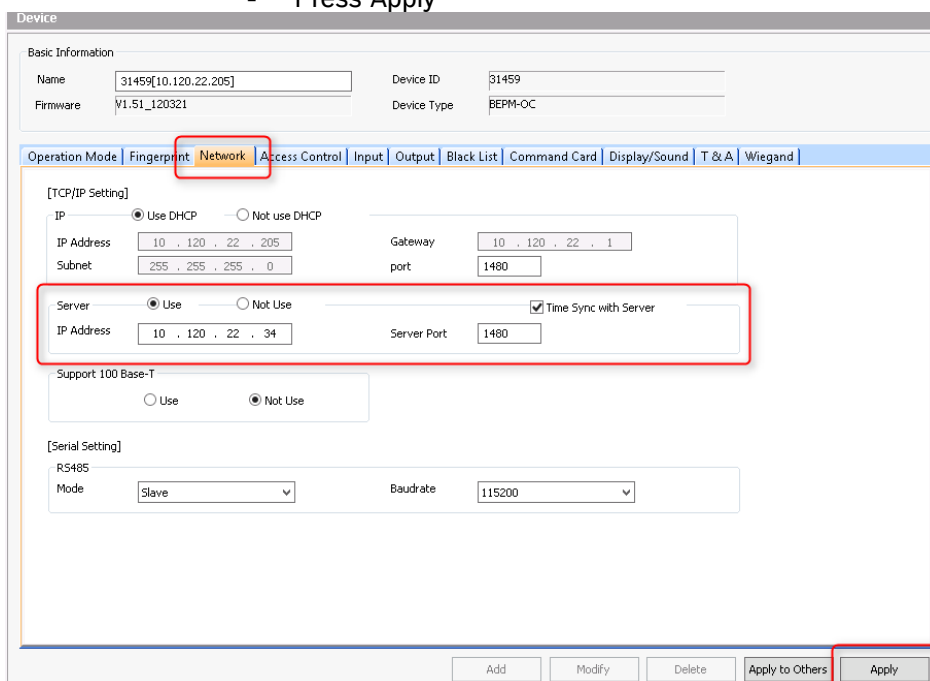
- Read the BioStar documentation for configuring the software
- Some hints:
 - Open BioStar and configure the Server Setting (the IP-address of where the BioStar is running)
 - Detect the fingerprint readers via Add Device,
 - select LAN,
 - select UDP
 - see the discovered devices and press next



- Select the device (checkbox) and press Add to use it and press finish



- Assign device to BioStar server
 - Select the discovered device from the tree of device on the left part of the screen
 - Open the Network page of the Device
 - Configure the server address and set Time Sync with Server
 - Press Apply



- Configure in the DHCP-server that the IP-addresses, used by the fingerprint readers will be reserved for the fingerprint readers; so that they never change. When the IP-address of the fingerprint readers change, the system will not operate properly.
- Fingerprints
 - Read the manual about creating users and reading fingerprints.
 - After the users and the fingerprints have been completed, Transfer all fingerprints to all devices. If you do not do so, your system will not work.

Bosch Middleware configuration

- The software is installed here: C:\Program Files\Bosch\DICENTIS middleware
- If the BioStar software is installed on a different PC than the Middleware software,
 - you need to configure the Middleware configuration file (Bosch.Middleware.exe.config).
 - Change the server name ,user name and password under “connectionString” value as given below.

```
<configuration>
<connectionStrings>
  <add name="MyDbConnection"
    connectionString="Data Source=<ServerName>BSSERVER;initial catalog=BioStar;User
    Id=<MyUser>; password=<P@ssw0rd>;MultipleActiveResultSets=True;"
    providerName="System.Data.SqlClient" />
</connectionStrings>
</configuration>
```

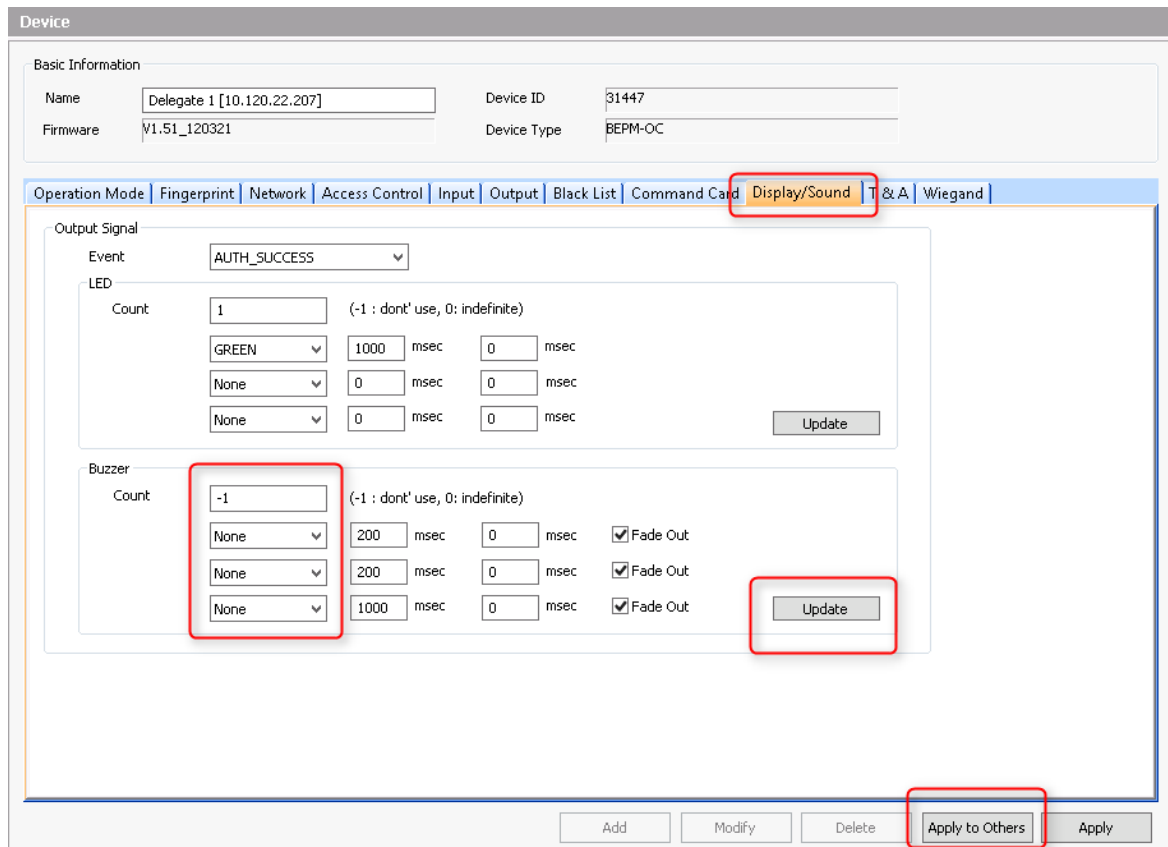
- If middleware service is running in different VLAN than the Suprema database, then Suprema database should be TCP/IP enabled. Or else service cannot connect to database.
- All configuration files are placed here: C:\Program Files\Bosch\DICENTIS middleware\Configuration
 - DcnmSeats.xml lists all discovered DCN multimedia Seats
 - DcnmUsers.xml lists all discovered DCN multimedia Users
 - SupremaDevices.xml lists all discovered Suprema fingerprint readers
 - SupremaUsers.xml lists all discovered Suprema Users
 - DeviceMapping.xml lists the mapping of DCN multimedia devices to Suprema fingerprint readers
 - UserMapping.xml lists the mapping of DICENTIS Users to Suprema Users
 - Restart the Bosch DICENTIS Middleware Service to make certain that all these files are up to date.
- Assigning a Suprema Fingerprint reader to a DICENTIS device
 - Set the system in Configure mode (Select on device) in Seats and devices
 - Press the microphone button or select device button on the touch screen of the DICENTIS device
 - Present your fingerprint to the fingerprint-reader which belongs to the DICENTIS device
 - Repeat this for all DCN multimedia devices and fingerprint readers
 - The configuration is stored in the Devicemapping.xml file.
- Assigning a Suprema User to a DICENTIS User
 - Open DcnmDevices.xml file and copy the complete line of a DCN multimedia device, (use notepad or notepad++ for this) it will look like this:


```
<DcnmUser FirstName="Derk-Jan" LastName="Elshout" MiddleName="" ID="cc20bdce-a6ba-41c9-8028-cd1d5a12abcd" />
```
 - Open the DeviceMapping.xml file and paste it in the correct location

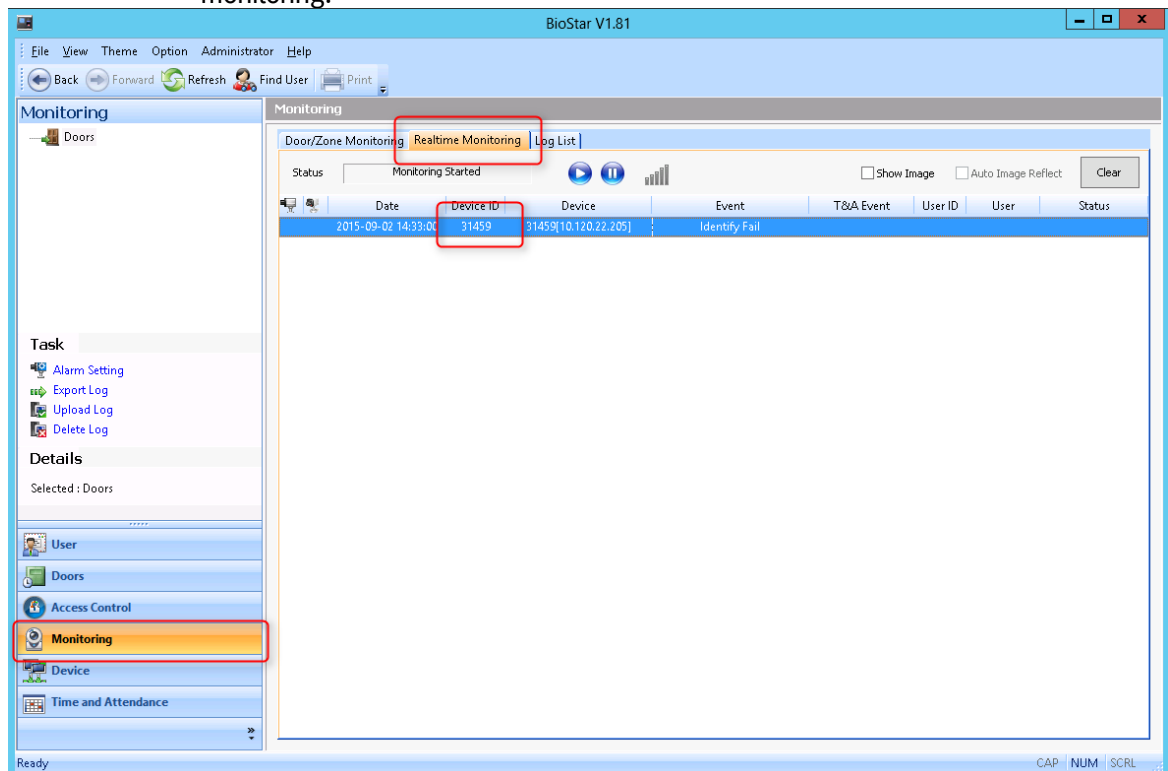

```
<UserMapping>
  <DcnmUser FirstName="Derk-Jan" LastName="Elshout" MiddleName="" ID="cc20bdce-a6ba-41c9-8028-cd1d5a12abcd" />
  <SupremaUser Name="Derk-Jan Elshout" UserID="1" />
</UserMapping>
```
 - Open SupremaDevices.xml file and select the correspond line


```
<SupremaUser Name="Derk-Jan Elshout" UserID="1" />
```
 - Open the DeviceMapping.xml file and paste it in the correct location


```
<UserMapping>
  <DcnmUser FirstName="Derk-Jan" LastName="Elshout" MiddleName="" ID="cc20bdce-a6ba-41c9-8028-cd1d5a12abcd" />
  <SupremaUser Name="Derk-Jan Elshout" UserID="1" />
</UserMapping>
```
 - Repeat this for all DICENTIS devices and fingerprint readers
- After all devices and users are mapped, restart the Bosch Middleware service via Services
- Disabling the sound of the fingerprint readers
 - The fingerprint readers give audio-feedback upon a login
 - This can be disabled or changed on the Display/Sound page of the device
 - After you have configured the requested behavior, you can either upload it to this device (Apply) or to all (Apply to Others) devices



- Troubleshooting
 - Check if the Bosch Middleware service is running via services
 - Check the Bosch Middleware logfile C:\ProgramData\Bosch\Bosch Middleware Service\1.xx.xxxx\ to see if the configuration file is properly loaded
 - You can check if the fingerprint readers communicate with the Suprema server via monitoring:



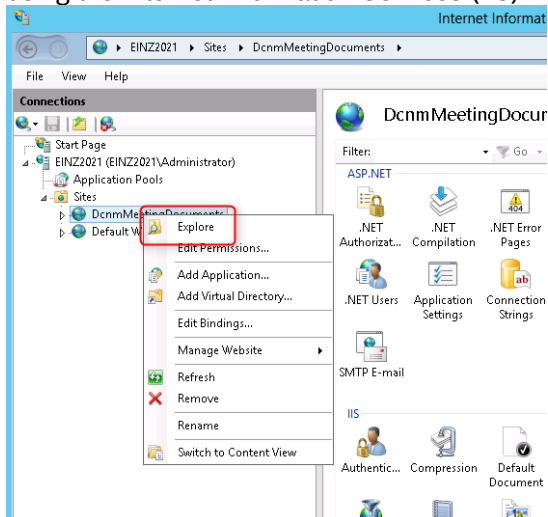
3.2 Internet Information Server and document browsing

DCN multimedia (version 1.5 and later) installs by default the Internet Information Server and creates a meetingdocuments directory and simple website to demo document browsing.

The meeting documents location is installed on the drive with the most space available on the server (this is not necessary the C drive).

For the best working solution:

- The Technician should check on which drive the meetingdocuments directory is installed; using the Internet Information Services (IIS) Manager and Explore (inetmgr)



- The Technician should share the meetingdocuments directory (so the secretary can access it to place meeting related documents in it and/or create directories for meetings)
- The Technician should create a shortcut to this meetingdocuments directory on the secretary's computer so he/she can easily access this directory.
- The secretary has to create the links in the meeting and agenda items with the following format:
http://<IP-address of the DICENTIS server PC>:31415/Default.aspx
- If each meeting has its own directory with documents than the links should have the following format:
http://<IP-address of the DICENTIS server PC>:31415/Default.aspx?meeting=<name of the directory used in this meeting>
- If each agenda has its own directory with documents than the links should have the following format:
http://<IP-address of the DICENTIS server PC>:31415/Default.aspx?meeting=<name of the directory used in this meeting>&agenda=<name of the directory which has the documents used for this agenda item>