

1 IPHelper



<http://downloadstore.boschsecurity.com/>




2 Configure

Configuration >> Camera >> Installer Menu

Installer Menu

Base frame rate: 12 ips

Mirror image: On Off

Flip image: On Off

Analog output: 16:9 letterbox

Calibration


Location: Not set

Reboot device: Reboot

Factory defaults: Defaults

Lens Wizard...




3 View & Configure



<http://downloadstore.boschsecurity.com/>

↓ ↓ ↓

Bosch Video Client **Video Security Client** **Configuration Manager**

FLEXIDOME IP outdoor 4000
NDN-41012-V3 | NDI-41012-V3



Quick Installation Guide

Bosch Security Systems B.V.
Torenallee 49
5617 BA Eindhoven
The Netherlands
www.boschsecurity.com
© Bosch Security Systems B.V., 2017

