

FLM-320-EOL2W

F.01U.083.619

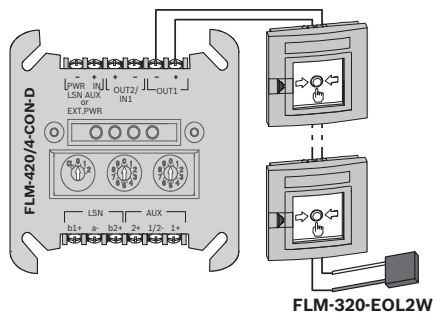
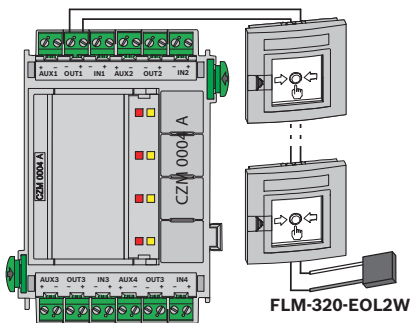
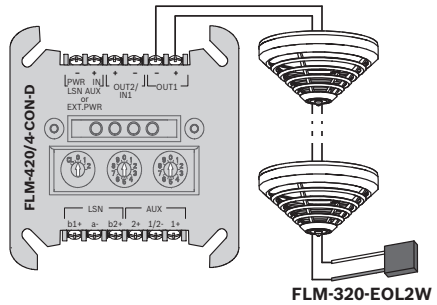
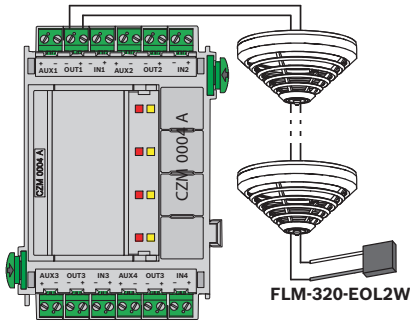


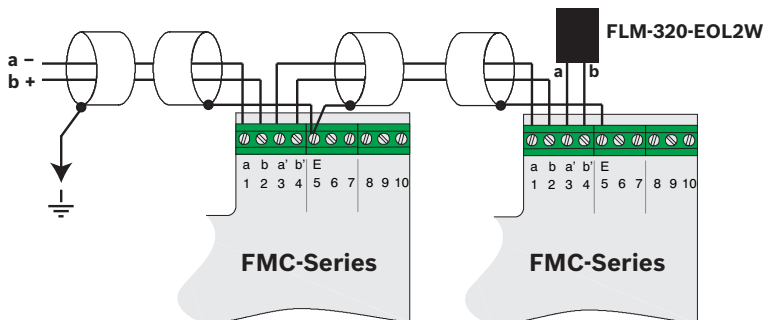
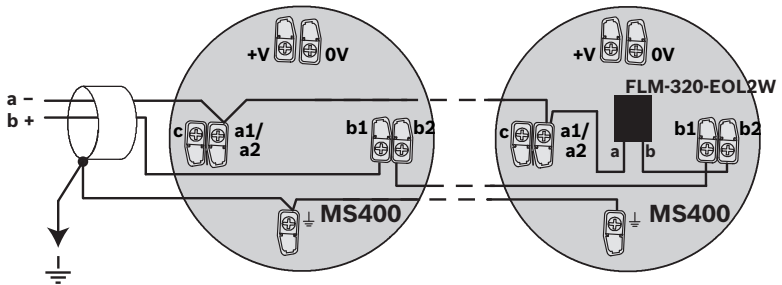
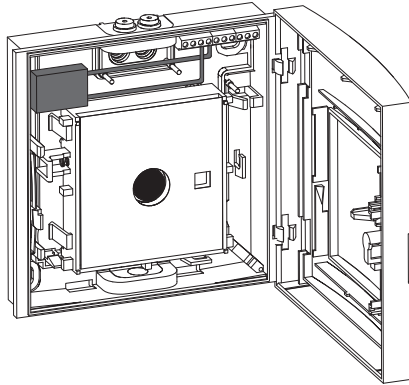
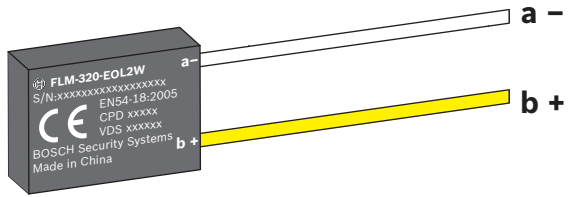
BOSCH

cs Instalační příručka
da Installationsvejledning
de Installationsanleitung
el Εγχειρίδιο εγκατάστασης
en Installation Guide
es Guía de instalación
fr Manuel d'installation
hr Instalacijske upute
hu Telepítési útmutató

it Guida di installazione
nl Installatiehandleiding
pl Instrukcja instalacji
pt Guia de Instalação
ro Ghid de instalare
ru Руководство по установке
sl Priročnik za namestitev
sv Installationsanvisning
tr Kurulum Klavuzu

 0786
Bosch Sicherheitssysteme GmbH Werner-von-Siemens-Ring 10, D-85630 Grasbrunn 10 0786 - CPD - 20926
EN 54-18:2005 Eingangs-/Ausgangsgerät Input-/Output Device FLM-320-EOL2W Weitere technische Daten s. Datenblatt FLM-320-EOL2W Additional technical data s. data sheet FLM-320-EOL2W





Bosch Sicherheitssysteme GmbH

Robert-Koch-Straße 100

D-85521 Ottobrunn

Germany

www.boschsecurity.com

© Bosch Sicherheitssysteme GmbH, 2010